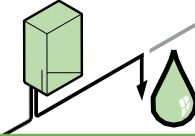


# CalMag 22mm Installation Instructions

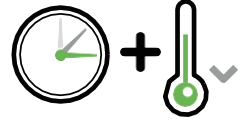
**1** Turn off water supply.



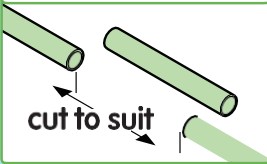
**2** Drain relevant pipework or system where the CalMag unit is to be installed.



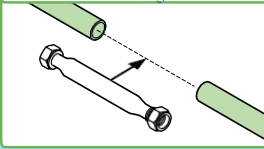
**3** Allow time for system to cool down if fitted in line.



**4** Cut pipe to suit length of unit. The unit should be installed a minimum of 1 metre from an appliance or on the incoming mains after the stop cock.



**5** Push the unit into place, ensuring that the fittings are pushed fully into position. Tighten the compression fittings to make a seal. Do not overtighten.



**6** Re-open the system slowly. Check for leaks.

