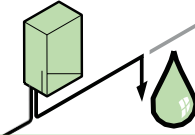


CalGlow 15mm Installation Instructions

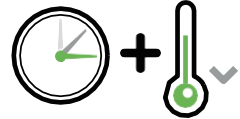
1 Turn off water supply.



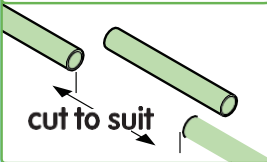
2 Drain relevant pipework or system where the CalMag unit is to be installed.



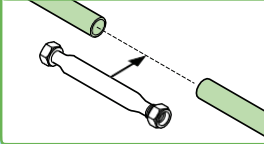
3 Allow time for system to cool down if fitted in line.



4 Cut pipe to suit length of unit. The unit should be installed a minimum of 1 metre from an appliance or on the incoming mains after the stop cock.



5 Push the unit into place, ensuring that the fittings are pushed fully into position. Tighten the compression fittings to make a seal. Do not overtighten.



6 Re-open the system slowly. Check for leaks.

